


PERFORATED SHEET

24 GA REG. STEEL 3' X 7' 1/16" HOLE
 24 GA REG. STEEL 4' X 7' 1/16" HOLE
 24 GA **PAINT LOC.** 3' X 7' 1/16" HOLE
 24 GA **PAINT LOC.** 4' X 7' 1/16" HOLE



Expanded Metal

16ga 4' x 8' X 1/2" opening
 13ga 4' x 8' X 1/2" opening
 16ga 4' x 8' X 3/4" opening
 13ga 4' x 8' X 3/4" opening
 9ga 4' x 8' X 3/4" opening



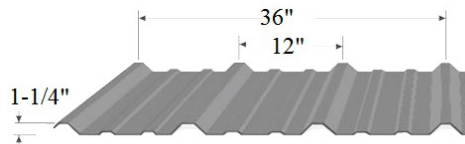
HOT ROLLED PLATES

3/16" X 4' X 8'
 1/4" X 4' X 8'
 3/8" X 4' X 8'
 1/2" X 4' X 8'
 5/8" X 4' X 8' upon request
 3/4" X 4' X 8' upon request



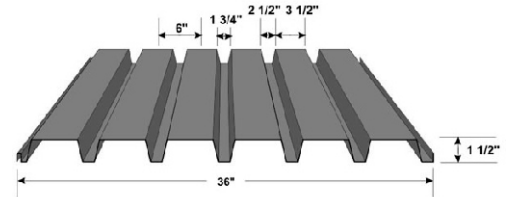
COLD ROLLED SHEETS

11ga 4' X 8' 18ga 4' X 8'
 14ga 4' X 8' 20ga 4' X 8'
 16ga 4' X 8' 22ga 4' X 8'



Metal Building Panel

26ga 36"W.
 (Ask for length availability)




B-DECK PANEL

. 22 GAUGE
 3' X 8'
 3' X 20'
 3' X 24'
 (ask for availability)



STEEL FLOOR PLATE

14GA X 4' X 8'
 1/8" X 4' X 8'
 3/16 X 4' X 8'
 1/4" X 4' X 8'
 other thicknesses
 upon request



**ALUMINUM FLOOR PLATE
 TREAD BRITE**

1/16" X 4' X 8'
 1/8" X 4' X 8"



**304# 4
 STAINLESS STEEL**

22ga 4' X 8'
 20ga 4' X 8"